

PCLOG 12 DC FANLESS



GENERAL DESCRIPTION

PClog 12 DC Fanless is a very compact and completely fanless panel PC with an high brightness 12,1" TFT display, mainly dedicated to XP/XP Embedded based applications. The SBC model (Single Board Computer) and its special configuration offer an helpful solution for industrial and building automation. Four USB interface ports and 2 Ethernet ports allowing easy and painless connection to a wide variety of peripherals; classic connectivity includes 2 serial ports RS-232; a mini PCIe slot allows add-on boards connection. The touch screen is of resistive analogue 8 wires type and it uses an internal serial port (COM3). PClog 12 DC Fanless use the innovative and modern mounting system *rapido*. The front panel is IP65 protected, and includes the USB access door plus the Power ON and HD LEDs. PClog 12 DC Fanless uses industrial boards, designed and built for reliability and long life.

TECHNICAL FEATURES

Processor	Intel Atom™ 1600 MHz ULV fanless
Free slots	1 mini PCIe
Display type	12,1" TFT (800X600)
Touch screen	Resistive 8 wires
Memory	1024 Mb DDR2 RAM 200 pin
Quantity	up to 2 Gb
SSD Flash Disk	up 2 CF sockets, 1 external removable
Floppy Disk/ CD-ROM	external using USB ports
Hard Disk	2,5" - 80 GByte min.
CD-ROM	external using USB port
Parallel port	NO
Serial ports	2 RS-232
Lan	2 x Eth. 10/100
USB ports	4 version 1.1/2.0 on rear side , 1 version 1.1/2.0 on front panel
Keyboard & mouse	PS/2
Power supply	24 VDC fanless - Consumption 30 W
Other	Audio
Operating systems	Windows® XP Pro Windows® XP Embedded
Operating temperature	0-45°C
Relative humidity	10...90% s.c.
Weight	about 5 Kg.
Frontal panel	Aluminum and polyester film IP65
Chassis	Nickel-plated steel

MAIN FEATURES

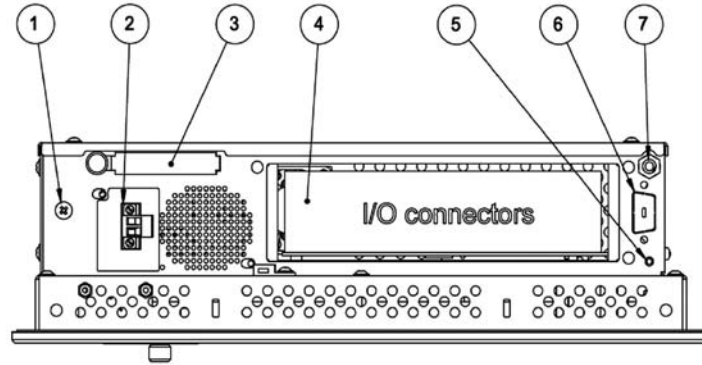
- COMPLETE HMI SOLUTIONS
- "TOUCH SCREEN" 12,1" MONITOR
- LOW PROFILE MINI PCIe SLOT MODELS
- INTEL ATOM N270 PROCESSOR
- "FANLESS" AND LOW POWER (ULV) SOLUTIONS
- OPERATING SYSTEMS
WINDOWS XP PRO E XP EMBEDDED
- SCADA SOFTWARE
WINLOG PRO

PCLOG

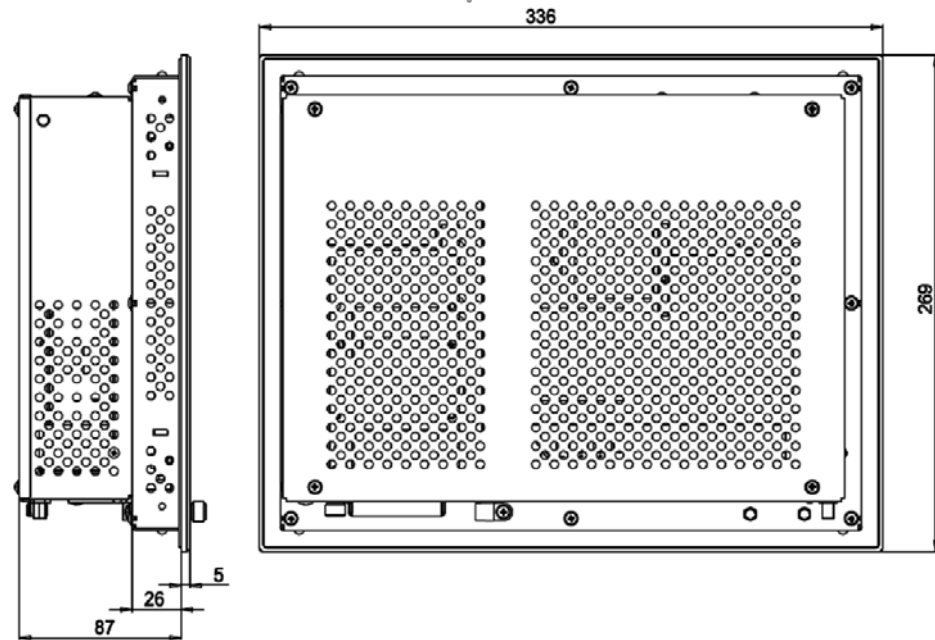
PCLOG 12 DC FANLESS

LAYOUT

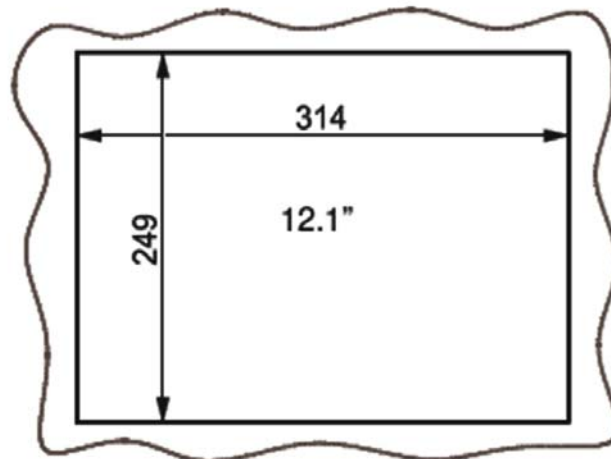
POSITION	DESCRIPTION	POSITION	DESCRIPTION
1	Ground screw	7	Reserved
2	Power supply		
3	Compact Flash socket		
4	I/O panel		
5	Power ON		
6	Reserved		



DIMENSIONS



MOUNTING CUT-OUT



SIELCO
SISTEMI

SIELCO SISTEMI srl

I-22070 GUANZATE (CO)
Via Roma, 24
Tel +39 031 899671
Fax +39 031 3528682

<http://www.sielcosistemi.com>
info@sielcosistemi.com